

Gerontology Alumni Survey

Description:

Date Created: 7/3/2017 4:32:11 PM

Date Range: 7/24/2017 9:00:00 AM - 8/28/2017 11:59:00 PM

Total Respondents: 55

Q1. Your individual responses will be held in the strictest confidence. In addition, all analysis and reporting generated from the data we collect will be based solely on aggregate statistics. Furthermore, providing your feedback could earn you a chance to receive a Sacramento State souvenir! However, if we don't know who you are, you can't win, so please provide the following information: (Optional)

Count	Respondent %	Response %	
49	100.00%	33.56%	First name:
49	100.00%	33.56%	Last name:
48	97.96%	32.88%	E-mail address:
49	Respondents		
146	Responses		

Q2. Among the following factors, which ONE was the MOST important in selecting your major?

Count	Percent	
11	20.00%	I enjoyed a course I had related to the major.
25	45.45%	I thought it would prepare me for a career in the field.
8	14.55%	I had always been interested in studying the major.
6	10.91%	I heard good things from peers about the major.
5	9.09%	My coursework at a community college led me to the major.
0	0.00%	I was impressed with the faculty in the major at Sacramento State.
55	Respondents	

Q3. Please indicate your level of satisfaction with the following: - The quality of faculty instruction you received in your major courses

Count	Percent	
36	65.45%	Very satisfied
17	30.91%	Somewhat satisfied
1	1.82%	Neutral
1	1.82%	Somewhat dissatisfied
0	0.00%	Very dissatisfied
55	Respondents	

Q4. Please indicate your level of satisfaction with the following: - The quality of the courses you took in your major

Count	Percent	
31	56.36%	Very satisfied
19	34.55%	Somewhat satisfied
1	1.82%	Neutral
3	5.45%	Somewhat dissatisfied
1	1.82%	Very dissatisfied
55	Respondents	

Q5. Please indicate your level of satisfaction with the following: - The intellectual challenge you received in the major

Count	Percent		
30	57.69%		Very satisfied
13	25.00%		Somewhat satisfied
7	13.46%		Neutral
2	3.85%		Somewhat dissatisfied
0	0.00%		Very dissatisfied
52	Respondents		

Q6. Please indicate your level of satisfaction with the following: - The ability of the department to schedule classes that would allow you to graduate within a reasonable period of time

Count	Percent		
33	60.00%		Very satisfied
11	20.00%		Somewhat satisfied
7	12.73%		Neutral
2	3.64%		Somewhat dissatisfied
2	3.64%		Very dissatisfied
55	Respondents		







Q7. Please indicate your level of satisfaction with the following: - Your overall experience in the major

Count	Percent		
35	64.81%		Very satisfied
15	27.78%		Somewhat satisfied
1	1.85%		Neutral
3	5.56%		Somewhat dissatisfied
0	0.00%		Very dissatisfied
54	Respondents		







Q8. Please indicate your level of satisfaction with the following: - The level of preparation you received from the major in relation to succeeding in the world after college

Count	Percent		
24	43.64%		Very satisfied
17	30.91%		Somewhat satisfied
9	16.36%		Neutral
5	9.09%		Somewhat dissatisfied
0	0.00%		Very dissatisfied
55	Respondents		

Q9. Please indicate how well the curriculum in your program provided you with the following: - The discipline-specific skills needed to succeed in your chosen field

Count	Percent		
19	34.55%		Exceptionally well
23	41.82%		More than adequately
11	20.00%		Adequately
2	3.64%		Less than adequately
0	0.00%		Not at all
0	0.00%		Not applicable
55 Respondents			


Q10. Please indicate how well the curriculum in your program provided you with the following: - Understanding of the methods and practices of the profession

Count	Percent		
22	40.00%		Exceptionally well
22	40.00%		More than adequately
10	18.18%		Adequately
1	1.82%		Less than adequately
0	0.00%		Not at all
0	0.00%		Not applicable
55 Respondents			

Q11. To what extent did your major help you develop the following types of knowledge and proficiencies? - Careful reading (Reading is "the process of simultaneously extracting and constructing meaning through interaction and involvement with written language.")

Count	Percent		
35	68.63%		Considerably
12	23.53%		Sufficiently
3	5.88%		Somewhat
1	1.96%		Very little
51 Respondents			

Q12. To what extent did your major help you develop the following types of knowledge and proficiencies? - Critical thinking (Critical thinking is the intellectually disciplined process of actively and skillfully conceptualizing, applying, analyzing, synthesizing, and/or evaluating information gathered from, or generated by, observation, experience, reflection, reasoning, or communication, as a guide to belief and action.)

Count	Percent		
33	64.71%		Considerably
15	29.41%		Sufficiently
2	3.92%		Somewhat
1	1.96%		Very little
51 Respondents			

Q13. To what extent did your major help you develop the following types of knowledge and proficiencies? - Creative thinking (Creative thinking is both the capacity to combine or synthesize existing ideas, images, or expertise in original ways and the experience of thinking, reacting, and working in an imaginative way characterized by a high degree of innovation, divergent thinking, and risk taking.)

Count	Percent		
27	54.00%		Considerably
20	40.00%		Sufficiently
2	4.00%		Somewhat
1	2.00%		Very little
50	Respondents		

Q14. To what extent did your major help you develop the following types of knowledge and proficiencies? - Understanding and using quantitative information (Quantitative Literacy or Quantitative Reasoning is a competency and comfort in working with numerical data. Individuals with strong quantitative skills possess the ability to reason and solve quantitative problems from a wide array of contexts and situations. They understand and can create sophisticated arguments supported by quantitative evidence and they can clearly communicate those arguments in a variety of formats [using words, tables, graphs, mathematical equations, etc.]

Count	Percent		
29	58.00%		Considerably
15	30.00%		Sufficiently
2	4.00%		Somewhat
4	8.00%		Very little
50	Respondents		

Q15. To what extent did your major help you develop the following types of knowledge and proficiencies? - Information literacy and research skills (Information literacy is a set of abilities requiring individuals to "recognize when information is needed and have the ability to locate, evaluate, and use effectively the needed information.")

Count	Percent		
40	80.00%		Considerably
7	14.00%		Sufficiently
2	4.00%		Somewhat
1	2.00%		Very little
50	Respondents		

Q16. To what extent did your major help you develop the following types of knowledge and proficiencies? - Effective writing (Effective written communication is the development and expression of ideas in writing.)

Count	Percent		
37	75.51%		Considerably
8	16.33%		Sufficiently
3	6.12%		Somewhat
1	2.04%		Very little
49	Respondents		

Q17. To what extent did your major help you develop the following types of knowledge and proficiencies? - Effective oral communication (Oral communication is a prepared, purposeful presentation designed to increase knowledge, to foster understanding, or to promote change in the listeners' attitudes, values, beliefs, or behaviors.)

Count	Percent		
33	66.00%		Considerably
14	28.00%		Sufficiently
2	4.00%		Somewhat
1	2.00%		Very little
50	Respondents		

Q18. To what extent did your major help you develop the following types of knowledge and proficiencies? - Teamwork (Teamwork is behaviors under the control of individual team members [effort they put into team tasks, their manner of interacting with others on team, and the quantity and quality of contributions they make to team discussions].)

Count	Percent		
33	66.00%		Considerably
10	20.00%		Sufficiently
6	12.00%		Somewhat
1	2.00%		Very little
50	Respondents		

Q19. To what extent did your major help you develop the following types of knowledge and proficiencies? - Problem-solving (Problem solving is the process of designing, evaluating and implementing a strategy to answer an open-ended question or achieve a desired goal.)

Count	Percent		
31	62.00%		Considerably
14	28.00%		Sufficiently
4	8.00%		Somewhat
1	2.00%		Very little
50	Respondents		

Q20. To what extent did your major help you develop the following types of knowledge and proficiencies? - Ethical reasoning and action (Ethical reasoning is reasoning about right and wrong human conduct. It requires students to be able to assess their own ethical values and the social context of problems, recognize ethical issues in a variety of settings, think about how different ethical perspectives might be applied to ethical dilemmas and consider the ramifications of alternative actions.)

Count	Percent		
41	80.39%		Considerably
9	17.65%		Sufficiently
0	0.00%		Somewhat
1	1.96%		Very little
51	Respondents		

Q21. To what extent did your major help you develop the following types of knowledge and proficiencies? - Civic knowledge and engagement (Civic engagement is "working to make a difference in the civic life of our communities and developing the combination of knowledge, skills, values, and motivation to make that difference. It means promoting the quality of life in a community, through both political and non-political processes." In addition, civic engagement encompasses actions wherein individuals participate in activities of personal and public concern that are both individually life enriching and socially beneficial to the community.)

Count	Percent		
36	72.00%		Considerably
11	22.00%		Sufficiently
2	4.00%		Somewhat
1	2.00%		Very little
50	Respondents		

Q22. To what extent did your major help you develop the following types of knowledge and proficiencies? - Intercultural knowledge and competence (Intercultural knowledge and competence is "a set of cognitive, affective, and behavioral skills and characteristics that support effective and appropriate interaction in a variety of cultural contexts.")

Count	Percent		
33	64.71%		Considerably
14	27.45%		Sufficiently
3	5.88%		Somewhat
1	1.96%		Very little
51	Respondents		

Q23. To what extent did your major help you develop the following types of knowledge and proficiencies? - Foundations and skills for lifelong learning (Lifelong learning is "all purposeful learning activity, undertaken on an ongoing basis with the aim of improving knowledge, skills, and competence.")

Count	Percent		
38	74.51%		Considerably
10	19.61%		Sufficiently
2	3.92%		Somewhat
1	1.96%		Very little
51 Respondents			


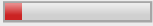





Q24. To what extent did your major help you develop the following types of knowledge and proficiencies? - The ability to integrate or connect ideas or information (Integrative learning is an understanding and a disposition that a student builds across the curriculum and co-curriculum, from making simple connections among ideas and experiences to synthesizing and transferring learning to new, complex situations within and beyond the campus.)

Count	Percent		
40	76.92%		Considerably
11	21.15%		Sufficiently
0	0.00%		Somewhat
1	1.92%		Very little
52 Respondents			

Q25. To what extent did your major help you develop the following types of knowledge and proficiencies? - The ability to apply your knowledge to new situations or problems

Count	Percent		
35	70.00%		Considerably
14	28.00%		Sufficiently
0	0.00%		Somewhat
1	2.00%		Very little
50 Respondents			

Q26. Which of the following best describes your current primary activity?

Count	Percent		
32	61.54%		Employed full-time
6	11.54%		Employed part-time
4	7.69%		Graduate/professional school full time
1	1.92%		Graduate/professional school part time
0	0.00%		Military service
7	13.46%		Not employed, seeking employment, admission to graduate school, or other opportunity
2	3.85%		Not employed by choice (homemaker, volunteer, traveling, etc.)
52 Respondents			

Q27. Which of the following best describes your career path since graduation? (Check all that apply)

Count	Respondent %	Response %		
15	28.85%	20.27%		Work in the private sector
18	34.62%	24.32%		Work in not-for-profit sector
20	38.46%	27.03%		Work in public sector "local, state, or federal government"
12	23.08%	16.22%		Graduate school
4	7.69%	5.41%		Career training or other instruction (non-graduate school)
5	9.62%	6.76%		None of the above
52 Respondents				
74 Responses				

Q28. How important to your current employer is your undergraduate degree?

Count	Percent		
14	26.92%		Very important
17	32.69%		Somewhat important
5	9.62%		Only slightly important
7	13.46%		Not important at all
9	17.31%		Not applicable
52 Respondents			









Q29. My current job: (Check all that apply)

Count	Respondent %	Response %		
19	36.54%	10.05%		Is related to my undergraduate major
25	48.08%	13.23%		Uses important skills I gained during college
19	36.54%	10.05%		Is related to my desired career path
22	42.31%	11.64%		Is work I find meaningful
27	51.92%	14.29%		Allows me to continue to grow and learn
19	36.54%	10.05%		Pays enough to support my desired lifestyle
26	50.00%	13.76%		Pays health insurance benefits
21	40.38%	11.11%		Is likely to continue until I wish to leave
11	21.15%	5.82%		Not applicable
52 Respondents				
189 Responses				





Q30. What is your gender?

Count	Percent		
47	90.38%		Female
4	7.69%		Male
1	1.92%		Prefer not to say
52 Respondents			





Q31. What is your age?

Count	Percent		
10	19.23%		20 - 24
30	57.69%		25 - 29
2	3.85%		30 - 34
3	5.77%		35 - 39
1	1.92%		40 - 44
2	3.85%		45 - 49
3	5.77%		50 or above
1	1.92%		Prefer not to say
52 Respondents			

Q32. What is your racial/ethnic identity?

Count	Percent		
2	3.85%		African American/Black, non-Hispanic
1	1.92%		Native American or Alaska Native
13	25.00%		Caucasian/White
10	19.23%		Mexican/Hispanic/Latino
18	34.62%		Asian
1	1.92%		Pacific Islander/Native Hawaiian
0	0.00%		Foreign/Nonresident Alien
3	5.77%		Other/multiracial
4	7.69%		Prefer not to say
52 Respondents			


Q33. Which of the following best describes you in relation to the degree(s) you received from Sacramento State?

Count	Percent		
50	96.15%		I received a Bachelor's degree only.
0	0.00%		I received a Master's degree only.
2	3.85%		I received both a Bachelor's and Master's degree.
0	0.00%		I do not have a degree from Sacramento State.
52 Respondents			

Q34. In what year did you receive your Bachelor's degree?

Count	Percent		
5	10.64%		2012
4	8.51%		2013
8	17.02%		2014
10	21.28%		2015
20	42.55%		2016
47 Respondents			


Q35. In what year did you receive your Master's degree?

Count	Percent		
0	0.00%		2012
0	0.00%		2013
1	50.00%		2014
0	0.00%		2015
1	50.00%		2016
2 Respondents			

Q36. How did the Major and Interdisciplinary Core Gerontology courses best prepare you for skills you needed in your career?

Count	Percent	
36	100.00%	
36 Respondents		

Q37. What suggestions do you have for additional future courses in the Gerontology major?

Count	Percent	
35	100.00%	
35 Respondents		

Q38. Describe the impact that participating in Service Learning and the Elder Mentor Program had on your ability to apply content from your Major and Interdisciplinary Core Courses.

Count	Percent	
36	100.00%	
36 Respondents		

Q39. Describe the impact that participating in the Practicums had on your ability to apply content from your Major and Interdisciplinary Core Courses.

Count	Percent	
33	100.00%	
33 Respondents		

Q40. Describe the impact that designing, implementing, evaluating, and presenting your Community Project had on your ability to apply content from your Major and Interdisciplinary Core Courses.

Count	Percent	
36	100.00%	
36 Respondents		