


**Crisis Response:
Table Top Drills/Observations**



EDS 246b
Preventive Psychological Intervention
Stephen E. Brock, Ph.D., NCSP

1

Crisis Response Resources

- Pennsylvania School Counselors Association
 - Crisis Response Page
 - <http://www.pasca-web.org/crisisresponse.htm>
- Capital Area Crisis Response Team
 - Reactions to Crisis
 - <http://www.cacrt.org/crises.htm>
- Schonfeld, D. J., & Newgass, S. (2001). The School Crisis Response Initiative of the National Center for Children Exposed to violence. New Haven, CT: Yale Child Study Center.
 - <http://www.nceev.org/docs/QVCSchoolcrisisBulletin.pdf>
- Huntington Beach Union High School District
 - Responding to Crisis
 - Crisis Team Intervention Procedures
 - <http://www.hbuhsd.k12.ca.us/crisis.htm>

2

Crisis Response Resources

- National Association of School Psychologists
 - School Crisis Planning: Questions and Answers
 - www.nj-ptic.org/training/materials/Rutgers/SSW_SchoolSocWkrs/SchoolDisasterQ&A.htm
- Poland, S. (2002). Practical suggestions for crisis debriefing in schools. *Communique*, 30(7).
 - <http://www.schoolsecurity.org/resources/Practical%20Suggestions%20for%20Crisis%20Debriefing%20for%20Schools.pdf>
- National Clearinghouse for Educational Facilities
 - Disaster Preparedness and Response for Schools
 - <http://www.edfacilities.org/rl/disaster.cfm>

3

Seminar Timeline

- 10 minute review table top drill strategies and the Crisis Intervention Checklist
- 10 minute prep (both groups, if you require additional factual information it may be requested from the instructor)
- 25 minute role play (group 1)
- 20 minute role play debriefing (group 1)
- 25 minute role play (group 2)
- 20 minute role play debriefing (group 2)

4

Crisis Intervention Checklist

- 1. Mitigate crisis damage and minimize crisis exposure**
- 2. Determine crisis facts.**
- 3. Assess degree of impact on the school.**
- 4. Notify the crisis intervention team and open the crisis intervention center.**
 - a) Set up a sign-in/sign-out system
 - b) Set up a message board
 - c) Give each crisis team member an ID badge so that the individual is easily identified.
- 5. If not already done, notify district office of the crisis situation.**

5

Crisis Intervention Checklist

- 6. Notify other school sites that could be affected by the crisis.**
- 7. Contact the family(ies) of the crisis victim(s).**
- 8. Determine what information is to be shared with**
 - a) Students
 - b) Parents/Community
 - c) Staff
 - d) Media

6

Crisis Intervention Checklist

9. Determine how the information is to be shared.

- a) Written bulletins and/or letters
- b) Assemblies
- c) Phone calls
- d) Parent/Community meetings
- e) Classroom presentations/discussions

10. If a crime has occurred, isolate victims/witnesses until law enforcement interviews are completed.

7

Crisis Intervention Checklist

11. Initiate the psychological triage and referral process.

- a) Make referral forms available to staff
- b) Designate who will maintain the referral list and where it will be kept
- c) Designate interview/counseling locations
- d) Distribute a summary of referrals to support staff
- e) Establish a procedure for self-referral

12. Identify high-risk students and plan interventions.

- a) Designate who will maintain the high-risk list and where it will be kept.
- b) Decide upon interventions (i.e., individual, small group, classroom).

13. Hold a staff meeting.

8

Crisis Intervention Checklist

14. Computers, attendance registers and lockers.

15. Debriefing held at the end of each day.


- a) Review the intervention process
- b) Plan follow-up actions
- c) Review the status of the referrals
- d) Provide mutual support
- e) Prioritize needs

16. Schedule a morning planning session.

17. Plan memorials.

18. Debrief and evaluate the crisis response.


9



Crisis Situation #1

- A freak tornado has occurred on a very rainy Friday afternoon. This unusually powerful storm hit just as the primary grade students were sitting down to lunch in the cafeteria. The force of the storm has blown the roof off of the building and caused significant property damage to the school. Emergency response personnel have already responded and transported 13 students to 5 different regional hospitals. Your crisis response team is sitting down to plan the next intervention steps. The meeting begins with the principal informing the team that as far as he knows three students were killed and several appeared to be seriously injured. News of this freak storm is all over the airwaves and large numbers of additional media personnel and parents are arriving on the scene. Both groups are very demanding of news of what has happened. In particular, parents want to retrieve their children and take them home immediately. They are, in fact, becoming very agitated. Some of the children are very frightened and are becoming hysterical.


10



Crisis Situation #2

- A car crash has occurred in front of high school on a Tuesday morning. This crash does not appear to be an accident. The parent of a child who had recently been suspended from school (and who was very angry at the school), has driven her car into a crowd of students as school was about to start. This mother also has a history of mental illness. Emergency response personnel have already responded and transported 10 students to 3 different regional hospitals. Your crisis response team is sitting down to plan the next intervention steps. The meeting begins with the principal informing the team that as far as he knows one student was killed and several appeared to be seriously injured. As news of the crash spreads throughout the community large numbers of additional media personnel and parents are arriving on the scene. Both groups are very demanding of news of what has happened. In particular, parents want to retrieve their children and take them home immediately. They are, in fact, becoming very agitated.


11



Role Play Directions

- What is your immediate crisis response?
- What are some of your thoughts regarding the immediate and long-term crisis intervention plan?
- If you require additional factual information about the crisis event you may obtain such from the instructor.

12



Next Week

Crisis Intervention (Overview)

- Read :
 - Brock & Davis (2008); Brock et al. (2009)
Chapters 8 & 9.
- Turn in:
 - Crisis Response Role-Play Observation
Papers

13
