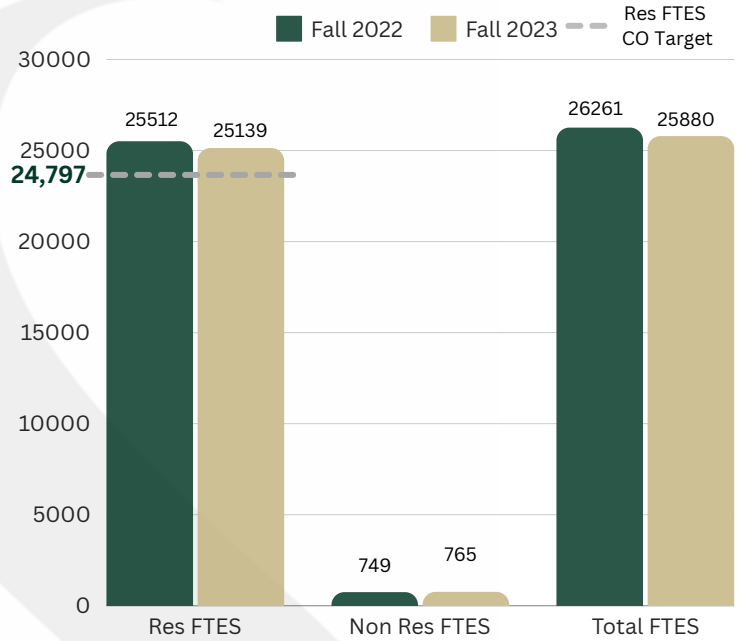
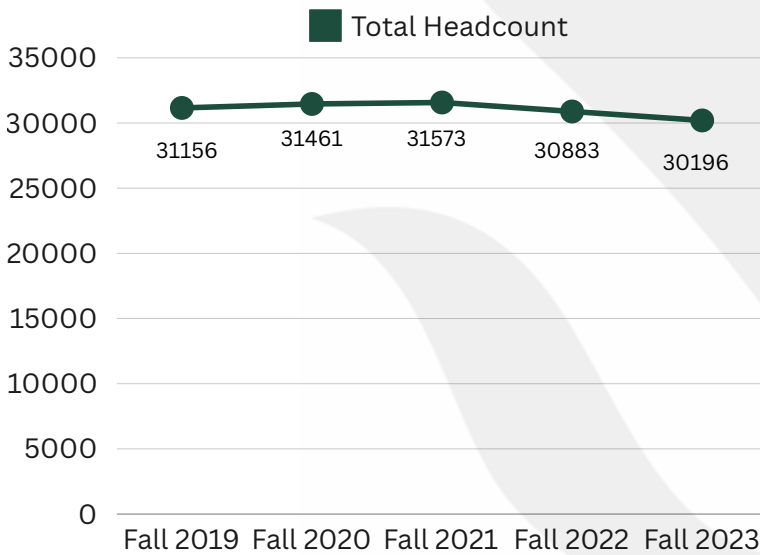


EXCEEDING OUR RESIDENT FTES TARGET

This Fall 2023, Sacramento State faced a steep climb to meet our enrollment goals. However, thanks to a strong partnership with Academic Affairs and the Student Success Centers, Sac State not only met but exceeded the Chancellor's Office (CO) **annual target of 24,797** Resident FTES with a **Fall 2023 Resident FTES of 25,139**. While this achievement places us above our annual goal, the objectives for Spring 2024 remain ambitious. It's crucial for Sac State to surpass Spring 2023 to meet the overarching 23/24 CO targets. Our joint teams, continue to monitor enrollment and retention metrics across all class levels, focusing on facilitating students' timely progress towards graduation. Additionally, through data-driven analysis and new strategic partnerships, we continue to improve recruitment efforts and yield in an increasingly competitive market.



*Preliminary Fall 2023 Census Numbers



*Preliminary Fall 2023 Census Numbers

BUILDING OUR FUTURE ENROLLMENT

In order to continue to meet the annual target set by the Chancellor's Office, our Spring 24 strategies will focus on maximizing the admission to enrollment yield while launching a comprehensive retention campaign in partnership with each Academic Affairs College. To align with the CO enrollment goal of 24,797, it's pivotal that we achieve and surpass a **Resident FTES of 24,500 this Spring 24**. This implies an increase from the previous Spring by **+515** (or **+2.15%**). Additionally, the Enrollment team is developing and reviewing various reports aimed at identifying key student groups for targeted engagement. This approach ensures consistent enrollment and sustained student success.

Enzo Vernone, Director of Enrollment Management and Student Systems.

AVERAGE UNITS LOAD

AUL	Freshmen	Sophomore	Junior	Senior	Total UG	Grad	Doctoral	Credential	Uncl PB	2nd Bac	Totals
Fall 22	13.32	13.59	12.69	12.23	12.73	8.51	12.73	18.97	7.50	11.47	12.55
Fall 23	13.35	13.83	12.88	12.34	12.87	8.44	12.70	20.07	7.50	10.95	12.66
Difference	0.03	0.24	0.19	0.11	0.14	-0.07	-0.03	1.10	0.00	-0.52	0.11

In Fall 2023, **Sac State enrolled 3,686 new students in Hornet Launch.**

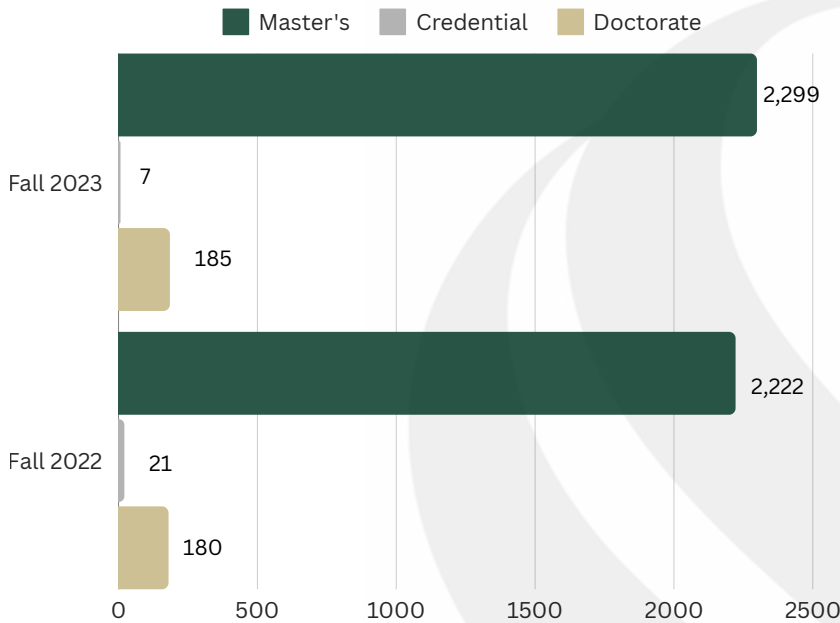
At census, our preliminary **AUL for Hornet Launch is 14.68 units (+0.11 from Fall 22)**



Fall 2023

SACRAMENTO STATE

CENSUS REPORT & ACADEMIC YEAR OUTCOMES



Fall 2023 Census Report available on www.csus.edu/student-affairs/enrollment-services

GRADUATE STUDENT ENROLLMENT

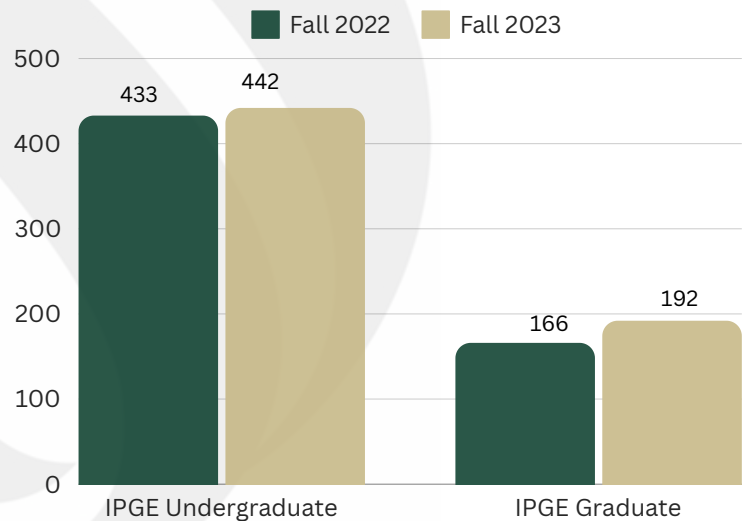
As of Fall 23 Census, the Office of Graduate Studies (OGS) saw an **increase in headcount of +2.8%** from Fall 22. OGS and Graduate Coordinators streamlined admission times by enhancing application processing. This enabled faster reviews by graduate programs. Additionally, the Admissions Team sent regular registration reminders to new admits. OGS also spearheaded a "recruit back" campaign targeting inactive students within the 7-year Masters limit, bringing back 20 students. Collaborating with Enrollment Management, OGS launched an EAB retention campaign for active students not enrolled in courses, with 23% enrolling for Fall 2023.

Stephanie Biagetti, Associate Dean for Graduate Studies.

INTERNATIONAL STUDENTS ENROLLMENT

The total international student headcount for the Fall 2023 term is 634 students. Overall, international students' enrollment was up **+6%** compared to Fall 2022. There has also been a **+16%** increase in graduate enrollment compared to Fall 2022 and the overall average unit load at the graduate level has increased.

Piram Prakasam, AVP for International Programs and Global Engagement



Next Steps & Highlights

Increase Of Up To



Success Rate For Registration Campaign

Launch a Campus-Wide



Early Alert System by Fall 2024

Over 3800 Students



Ready for Spring 24 Hornet Launch