

# MASTER OF SOCIAL WORK

---



## SACRAMENTO STATE

### In Workflow

1. SWRK Committee Chair (ethan.evans@csus.edu)
2. SWRK Chair (glenn.stone@csus.edu)
3. HHS College Committee Chair (andrea.becker@csus.edu)
4. HHS Dean (sac19804@csus.edu)
5. Academic Services (catalog@csus.edu)
6. Senate Curriculum Subcommittee Chair (curriculum@csus.edu)
7. Dean of Undergraduate (gardner@csus.edu)
8. Dean of Graduate (cnewsome@skymail.csus.edu)
9. Catalog Editor (catalog@csus.edu)
10. Registrar's Office (k.mcfarland@csus.edu)

### Approval Path

1. Tue, 27 Aug 2024 03:37:44 GMT  
Ethan Evans (ethan.evans): Approved for SWRK Committee Chair
2. Tue, 27 Aug 2024 13:17:57 GMT  
Sarah Reed (sarah.reed): Approved for SWRK Chair
3. Thu, 29 Aug 2024 21:13:57 GMT  
Heather Thompson (heather.thompson): Rollback to Initiator
4. Thu, 29 Aug 2024 21:28:08 GMT  
Ethan Evans (ethan.evans): Approved for SWRK Committee Chair
5. Thu, 29 Aug 2024 22:42:46 GMT  
Glenn Stone (glenn.stone): Approved for SWRK Chair
6. Wed, 04 Sep 2024 17:02:35 GMT  
Heather Thompson (heather.thompson): Approved for HHS College Committee Chair
7. Thu, 05 Sep 2024 16:57:41 GMT  
Robert Pieretti (sac19804): Approved for HHS Dean

### History

1. May 2, 2018 by clmig-jwehrheim
2. Jun 6, 2018 by 212408496
3. Feb 22, 2023 by Tyler Arguello (tyler.arguello)

Date Submitted: Thu, 29 Aug 2024 21:26:51 GMT

#### Viewing: Master of Social Work

**Last approved: Wed, 22 Feb 2023 15:51:11 GMT**

**Last edit: Thu, 29 Aug 2024 21:26:50 GMT**

Changes proposed by: Ethan Evans (102092287)

**Academic Group: (College)**

Health & Human Services

**Academic Organization: (Department)**

Social Work

**Catalog Year Effective:**

2025-2026 Catalog





|           |   |   |   |   |   |   |   |   |   |
|-----------|---|---|---|---|---|---|---|---|---|
| SWRK 225  |   |   |   |   |   |   |   |   |   |
| SWRK 226  |   |   |   |   |   |   |   |   |   |
| SWRK 228  |   |   |   |   |   |   |   |   |   |
| SWRK 232  |   |   |   |   |   |   |   |   |   |
| SWRK 238A |   |   |   |   |   |   |   |   |   |
| SWRK 238B |   |   |   |   |   |   |   |   |   |
| SWRK 244  |   |   |   |   |   |   |   |   |   |
| SWRK 245  |   |   |   |   |   |   |   |   |   |
| SWRK 246  |   |   |   |   |   |   |   |   |   |
| SWRK 247  |   |   |   |   |   |   |   |   |   |
| SWRK 259  |   |   |   |   |   |   |   |   |   |
| SWRK 261  |   |   |   |   |   |   |   |   |   |
| SWRK 269  |   |   |   |   |   |   |   |   |   |
| SWRK 299  |   |   |   |   |   |   |   |   |   |
| SWRK 500  |   |   |   |   |   |   |   |   |   |
| SWRK 501  |   |   |   |   |   |   |   |   |   |
| SWRK 502  |   |   |   |   |   |   |   |   |   |
| SWRK 206A | ☐ | ☐ | ☐ | ☐ | ☐ | ☐ | ☐ | ☐ | ☐ |
| SWRK 206B | ☐ | ☑ | ☑ | ☑ | ☑ | ☑ | ☑ | ☑ | ☐ |
| SWRK 252  |   | ☑ | ☑ | ☑ | ☑ | ☑ | ☑ | ☑ |   |
| SWRK 296A |   |   |   |   |   |   |   |   |   |
| SWRK 296B |   |   |   |   |   |   |   |   |   |
| SWRK 207A | ☐ | ☑ | ☑ | ☑ | ☑ | ☑ | ☑ | ☑ | ☐ |
| SWRK 207B | ☐ | ☑ | ☑ | ☑ | ☑ | ☑ | ☑ | ☑ | ☐ |
| SWRK 253  |   | ☑ | ☑ | ☑ | ☑ | ☑ | ☑ | ☑ |   |
| SWRK 297A |   |   |   |   |   |   |   |   |   |
| SWRK 297B |   |   |   |   |   |   |   |   |   |
| SWRK 208A | ☐ | ☑ | ☑ | ☑ | ☑ | ☑ | ☑ | ☑ | ☐ |
| SWRK 208B | ☐ | ☑ | ☑ | ☑ | ☑ | ☑ | ☑ | ☑ | ☐ |
| SWRK 254  |   | ☑ | ☑ | ☑ | ☑ | ☑ | ☑ | ☑ |   |

|           |  |  |  |  |  |  |  |  |  |
|-----------|--|--|--|--|--|--|--|--|--|
| SWRK 298A |  |  |  |  |  |  |  |  |  |
| SWRK 298B |  |  |  |  |  |  |  |  |  |
| SWRK 213  |  |  |  |  |  |  |  |  |  |
| SWRK 215  |  |  |  |  |  |  |  |  |  |
| SWRK 218  |  |  |  |  |  |  |  |  |  |
| SWRK 219  |  |  |  |  |  |  |  |  |  |
| SWRK 221  |  |  |  |  |  |  |  |  |  |
| SWRK 223  |  |  |  |  |  |  |  |  |  |
| SWRK 224  |  |  |  |  |  |  |  |  |  |
| SWRK 225  |  |  |  |  |  |  |  |  |  |
| SWRK 226  |  |  |  |  |  |  |  |  |  |
| SWRK 228  |  |  |  |  |  |  |  |  |  |
| SWRK 232  |  |  |  |  |  |  |  |  |  |
| SWRK 238A |  |  |  |  |  |  |  |  |  |
| SWRK 238B |  |  |  |  |  |  |  |  |  |
| SWRK 244  |  |  |  |  |  |  |  |  |  |
| SWRK 245  |  |  |  |  |  |  |  |  |  |
| SWRK 246  |  |  |  |  |  |  |  |  |  |
| SWRK 247  |  |  |  |  |  |  |  |  |  |
| SWRK 259  |  |  |  |  |  |  |  |  |  |
| SWRK 261  |  |  |  |  |  |  |  |  |  |
| SWRK 269  |  |  |  |  |  |  |  |  |  |
| SWRK 299  |  |  |  |  |  |  |  |  |  |
| SWRK 500  |  |  |  |  |  |  |  |  |  |
| SWRK 501  |  |  |  |  |  |  |  |  |  |
| SWRK 502  |  |  |  |  |  |  |  |  |  |

Will this program be required as part of a teaching credential program, a single subject, or multiple subject waiver program (e.g., Liberal Studies, Biology) or other school personnel preparation program (e.g., School of Nursing)?

No

**Catalog Description:**

Total units required for MSW: 60

**Program Description**

The Master of Social Work program is a 60-unit program that prepares students for advanced, autonomous Social Work practice. The curriculum is composed of two semesters of professional foundation and two semesters of a specialized curriculum. In the foundation part of the program, all students take a core of courses designed to provide them with the knowledge and skills expected of all professional Social Workers. The advanced curriculum prepares graduates for specialized practice in 1 of 3 areas; behavioral health; child, adolescent and family; or health and aging. The curriculum consists of a generalist practice foundation year and an

advanced practice second year. Also required are advanced courses in Social Work practice and policy, and specialized practice electives are recommended.

Graduate students enroll for two years of field instruction. In the first year, they are assigned to a social service agency for two days a week (8 a.m. to 5 p.m., Thursday and Friday). First year students must be available Thursdays and Fridays (8 a.m. to 5 p.m.) for field instruction in order to complete the concurrent program. In the second year, they are assigned to an agency in their specialized practice area for three days a week (8 a.m. to 5 p.m., Monday, Tuesday, and Wednesday). These field instruction requirements may only be fulfilled during regular working hours. Students are responsible for their own transportation to field instruction sites and for required professional liability insurance.

Students must be capable of meeting field site/organization eligibility requirements which include obtaining a Department of Justice clearance (passing a criminal background), being free of communicable diseases, having a valid driver's license, and automobile insurance. In addition to the prerequisites and corequisites noted below, other eligibility requirements are delineated in the Field Curriculum and Policy Guide which is accessible from the School of Social Work's field website. Admission into the graduate program does not guarantee enrollment in field instruction.

Students should develop a realistic plan for financial support for the period of time they are in school. Information about Financial Aid is included in the University's Application for Admission booklet. The School of Social Work cannot guarantee courses on days and times that will not conflict with employment hours. The program offers some courses on weekends and all required courses have at least one evening section. In addition to the two-year full time program, the division also offers a three-year program option, a weekend cohort program, and advanced placement.

**Note:** Please contact the School of Social Work for a copy of the evaluation criteria for admission to the Master of Social Work program.

**Admission Requirements: Course prerequisites and other criteria for admission of students to the degree major program, and for their continuation in it.**

## Admission Requirements

To be considered for admission to the Master of Social Work program, applicants must have:

- a baccalaureate degree from an accredited college or university;
- a minimum GPA of 2.8 for the last 60 units of coursework;
- passed an approved course in statistics with a grade of "C" or better;
- completed a course with human biology content with a grade of "C" or better;

The Graduate Record Exam (Analytical Writing section score only) is required.

The Analytical Writing score is weighted and combined with the last 60 unit GPA and the application review scores. There is no minimum score requirement for the GRE Analytical Writing Portion.

If admitted applicant scores less than 4.5 on the GRE Writing exam, she/he would not necessarily be eliminated from the pool, however, would be required to take and pass a writing intensive course in the summer, prior to Fall enrollment.

All applications are reviewed by Faculty Reviewers. Previous academic work, experience in human services (employment and volunteer), personal development, leadership, letters of recommendation are important considerations in the evaluation of applicants.

## Admission Procedures

Application materials are available from the Division of Social Work's admissions office and our Web site at <http://csus.edu/college/health-human-services/social-work/application-process.html> (<https://www.csus.edu/college/health-human-services/social-work/application-process.html>). *For more admissions information and application deadlines please visit <http://www.csus.edu/gradstudies/>.*

All applicants must complete 1) an online university application for admission and 2) a Sacramento State Division of Social Work Application.

Students rank their preferred specializations based upon the three options:

- Behavioral Health
- Children & Families
- Health & Aging.

All prospective graduate students, including Sacramento State graduates, must submit the following to the Division of Social Work Admissions Office:

- an application for admission and supplemental information needed by the Division of Social Work; including the choice of Specialized Area of practice in order of priority.
- an indication whether the application is for the two- or three-year program;
- three letters of recommendation from academic or employment references; and
- one set of unofficial transcripts from all colleges and universities attended, *other than Sacramento State*.

Applicants must submit the following to the Sacramento State Office of Graduate Studies, River Front Center 215, (916) 278-6470:

- an online application for admission; and
- one set of official transcripts from all college and universities attended, *other than Sacramento State*.

## Advanced Standing Program

The Advanced Standing Program is available to a limited number of students who have a baccalaureate degree in Social Work from a Social Work program accredited by the Council on Social Work Education. The minimum GPA is 3.3 in the Social Work major.

Minimum grades of "B+" must have been earned in undergraduate professional foundation coursework. Students who have a GPA of 3.5 or higher but have **ONE** of their equivalent undergraduate courses with the grade of "B" may apply for advanced standing. The degree must have been awarded within five years prior to application for admission to the graduate program. Submission of a letter of recommendation from a field instructor and from a Social Work faculty member of the college from which graduated and an acceptable research prospectus for a thesis/research project is required before awarding advanced placement. Advanced placement students take 32 units in the second year of the MSW program. Advanced placement is determined only during the admissions process.

### Minimum Units and Grade Requirement for the Degree

Units require for the MSW: 60

Minimum Cumulative GPA: 3.0

Students must take all required courses in a prescribed, sequential order to advance to the next level of courses. The program is normally completed in four semesters of full time study, beginning in the fall semester (a three-year program is also available; requirements are the same). The program consists of 28 units of professional foundation common courses that all students must take and 32 units of the concentration curriculum which consists of advanced content and nine units of electives. **Graduate students who achieve a grade of "C-" or lower will not be able to credit that course toward their degree; and, must maintain a minimum 3.0 GPA to remain in the program. A student could receive two "C" grades in the Master's program and continue as long as their GPA does not go below a 3.0.**

**Note:** The faculty of the School of Social Work may require a student to leave under specified terms, terminate a student's enrollment, or decline to award a degree if the Director of the School, upon the recommendation of faculty, determines that this is in the best interests of the division or the community which it serves or that a student is not qualified for admission to the Social Work profession because of factors other than academic standing. Determination about factors other than academic standing are made in accordance with the NASW Code of Ethics and the Division of Social Work's Student Performance Standards.

All professional Social Work programs are required to provide foundation content that consists of the knowledge, values, and skills that are basic for practice in any setting situation, and which prepare one for more advanced, specialized learning. Six areas of study are introduced in the foundation: Social Work research, Social Work practice, human behavior in the social environment, social welfare policy, multicultural theory, practice, and field instruction.

In the second year of the program students will be asked to select from three specializations

- Behavioral Health
- Children & Families
- Health & Aging

### Advancement to Candidacy

Each student must file an application for Advancement to Candidacy indicating a proposed program of graduate study. This procedure should begin as soon as the classified graduate student has:


- removed any grade deficiencies;
- completed at least 28 units; graduate students who achieve a grade of "C-" or lower will not be able to credit that course toward their degree
- a minimum 3.0 GPA required
- obtained approval of culminating experience; and
- taken a Graduate Writing Intensive (GWI) course in their discipline within the first two semesters of coursework at California State University, Sacramento.




Advancement to Candidacy forms are available on the Office of Graduate Studies website. The student fills out the form after planning a degree program in consultation with his/her Advisor. The completed form is approved by the Division of Social Work, Graduate Director and the Office of Graduate Studies.

As defined by policy <http://www.csus.edu/umannual/acadaff/fsm00010.htm>, a change in units constitutes a substantive change to the program. If your changes constitute a substantive change, please refer back to the "Program Change Type" field above to ensure that "Substantive" is selected.

**Program Requirements: (If new courses are being created as part of a new program, it will be useful to propose courses first.)**

## Program Requirements

| Code   | Title  | Units |
|--|--|-------|
| <b>Professional Foundation Requirements (56 Units)</b> |  |       |
| SWRK 202   | Social Work and Diverse Populations  | 3     |
| SWRK 204A  | Social Work Practice I   | 3     |
| SWRK 204B  | Social Work Practice II  | 3     |
| SWRK 210   | Methods of Social Research   | 3     |
| SWRK 235A  | Theoretical Bases of Social Behavior   | 3     |
| SWRK 235B  | Theoretical Bases of Social Behavior   | 3     |
| SWRK 250   | Social Welfare Policy and Services  | 3     |
| SWRK 295A  | Field Instruction  | 3     |

|  |  |    |
|--|--|----|
| SWRK 295B  | Field Instruction  | 4  |
| <b>Specialized Practice Requirements</b>   |  |    |
| Select one area of specialization from the three listed below                                |  | 19 |
| <b>Behavioral Health Specialization</b>  |  |    |
| SWRK 206A  | Multi-Level Practice for Behavioral Health    |    |
| SWRK 206B  | Multi-Level Practice for Behavioral Health   |    |
| SWRK 252   | Advanced Policy for Behavioral Health  |    |
| SWRK 296A  | Field Instruction for Behavioral Health  |    |
| SWRK 296B  | Field Instruction for Behavioral Health  |    |
| <b>Children and Families Specialization</b>  |  |    |
| SWRK 207A  | Multi-Level Practice for Children & Families  |    |
| SWRK 207B  | Multi-Level Practice for Children & Families   |    |
| SWRK 253   | Advanced Policy for Children & Families  |    |
| SWRK 297A  | Field Instruction for Children & Families  |    |
| SWRK 297B  | Field Instruction for Children & Families  |    |
| <b>Health and Aging Specialization</b>   |  |    |
| SWRK 208A  | Multi-Level Practice for Health & Aging       |    |
| SWRK 208B  | Multi-Level Practice for Health & Aging  |    |
| SWRK 254   | Advanced Policy for Health & Aging   |    |
| SWRK 298A  | Field Instruction for Health & Aging   |    |
| SWRK 298B  | Field Instruction for Health & Aging   |    |
| <b>Specialized Areas of Practice Electives (not all electives are offered each semester)</b> |  |    |
| Select a total of nine units   |  | 9  |
| SWRK 213   | Public Child Welfare Practice  |    |
| SWRK 215   | Mediation & Restorative Justice  |    |
| SWRK 218   | Chemical Dependence: Strategies and Tactics for Social Work Practice   |    |
| SWRK 219   | Social Work Practice in Health Care Settings   |    |
| SWRK 221   | Community Organizing Practice  |    |
| SWRK 223   | DSM New Developments in Psychodiagnosis  |    |
| SWRK 224   | Advanced Mental Health Practice  |    |
| SWRK 225   | Advanced Group Work Methods: Process and Intervention Strategies   |    |
| SWRK 226   | Family Intervention: Contemporary Issues in Social Work Practice   |    |
| SWRK 228   | Clinical Intervention in Sexual Abuse  |    |
| SWRK 232   | Spirituality and Social Work   |    |
| SWRK 238A  | Issues and Practice in Schools   |    |
| SWRK 238B  | Issues and Practice in Schools   |    |
| SWRK 244   | Working with LGBTQ+ Publics  |    |
| SWRK 245   | Death, Grief And Growth  |    |
| SWRK 246   | Forensic Social Work with Adults   |    |
| SWRK 247   | Course SWRK 247 Not Found (Forensic Social Work with Children and Youth)   |    |
| SWRK 259   | International Social Work  |    |
| SWRK 261   | Grant Writing and Resource Development   |    |
| SWRK 269   | Course SWRK 269 Not Found (Practice with Persons with a Dev Disability)  |    |
| SWRK 299   | Special Problems   |    |
| <b>Culminating Experience Choices (for all three specialized practice areas)</b>             |  |    |
| SWRK 500   | Culminating Experience   |    |
| or SWRK 501  | Advanced Research Methods  |    |
| SWRK 501   | Advanced Research Methods  |    |
| SWRK 502   | Integrative Capstone Project   |    |

**Total Units** **56**


Every effort is made to match the second year specialized area of practice student with a SWRK 500, SWRK 501 or SWRK 502 experience that is designed as an advanced research experience within the student's selected area of specialized practice.

Advanced Standing Program Requirements


| Code  | Title | Units |
|---|-------|-------|
| <b>Specialized Practice Requirements (28 Units)</b>           |       |       |
| Select one area of specialization from the three listed below |       | 19    |



**Behavioral Health Specialization**

|           |  |
|-----------|--|
| SWRK 206A | Multi-Level Practice for Behavioral Health  |
| SWRK 206B | Multi-Level Practice for Behavioral Health   |
| SWRK 252  | Advanced Policy for Behavioral Health  |
| SWRK 296A | Field Instruction for Behavioral Health  |
| SWRK 296B | Field Instruction for Behavioral Health  |

**Children and Families Specialization**

|           |  |
|-----------|--|
| SWRK 207A | Multi-Level Practice for Children & Families  |
| SWRK 207B | Multi-Level Practice for Children & Families   |
| SWRK 253  | Advanced Policy for Children & Families  |
| SWRK 297A | Field Instruction for Children & Families  |
| SWRK 297B | Field Instruction for Children & Families  |

**Health and Aging Specialization**

|           |   |
|-----------|---|
| SWRK 208A | Multi-Level Practice for Health & Aging  |
| SWRK 208B | Multi-Level Practice for Health & Aging   |
| SWRK 254  | Advanced Policy for Health & Aging  |
| SWRK 298A | Field Instruction for Health & Aging  |
| SWRK 298B | Field Instruction for Health & Aging  |

**Specialized Areas of Practice Electives (not all electives are offered each semester)**

Select a total of nine units 9

|           |  |
|-----------|--|
| SWRK 213  | Public Child Welfare Practice  |
| SWRK 215  | Mediation & Restorative Justice  |
| SWRK 218  | Chemical Dependence: Strategies and Tactics for Social Work Practice     |
| SWRK 219  | Social Work Practice in Health Care Settings                             |
| SWRK 221  | Community Organizing Practice  |
| SWRK 223  | DSM New Developments in Psychodiagnosis                                  |
| SWRK 224  | Advanced Mental Health Practice  |
| SWRK 225  | Advanced Group Work Methods: Process and Intervention Strategies         |
| SWRK 226  | Family Intervention: Contemporary Issues in Social Work Practice         |
| SWRK 228  | Clinical Intervention in Sexual Abuse                                    |
| SWRK 232  | Spirituality and Social Work   |
| SWRK 238A | Issues and Practice in Schools   |
| SWRK 238B | Issues and Practice in Schools   |
| SWRK 244  | Working with LGBTQ+ Publics  |
| SWRK 245  | Death, Grief And Growth  |
| SWRK 246  | Forensic Social Work with Adults   |
| SWRK 247  | Course SWRK 247 Not Found (Forensic Social Work with Children and Youth) |
| SWRK 259  | International Social Work  |
| SWRK 261  | Grant Writing and Resource Development                                   |
| SWRK 269  | Course SWRK 269 Not Found (Practice with Persons with a Dev Disability)  |
| SWRK 299  | Special Problems   |

**Culminating Experience Choices (for all three specialized practice areas)**

|             |                              |
|-------------|------------------------------|
| SWRK 500    | Culminating Experience       |
| or SWRK 501 | Advanced Research Methods    |
| SWRK 501    | Advanced Research Methods    |
| SWRK 502    | Integrative Capstone Project |

**Total Units****28**

Every effort is made to match the second year specialized area of practice student with a SWRK 500, SWRK 501 or SWRK 502 experience that is designed as an advanced research experience within the student's selected area of specialized practice.

**Fiscal Impact to Change an Existing Program**

Indicate programmatic or fiscal impact which this change will have on other academic units' programs, and describe the consultation that has occurred with affected units:

N/A

**Provide a fiscal analysis of the proposed changes:**

N/A

**How will the above changes be accommodated within the department/College existing fiscal resources?**

N/A

**Will the proposed changes require additional resources?**

No

**What additional space, equipment, operating expenses, library, computer, or media resources, clerical/technical support, or other resources will be needed?**

N/A

**Estimate the cost and indicate how these resource needs will be accommodated:**

N/A

**Reviewer Comments:**

**Ethan Evans (ethan.evans) (Thu, 29 Aug 2024 19:45:05 GMT):** With this program change, we need to add SWRK 238A&B Issues in School Social Work to our electives list.

**Heather Thompson (heather.thompson) (Thu, 29 Aug 2024 21:13:57 GMT):** Rollback: Request for rollback by SWRK CC.

Key: 199